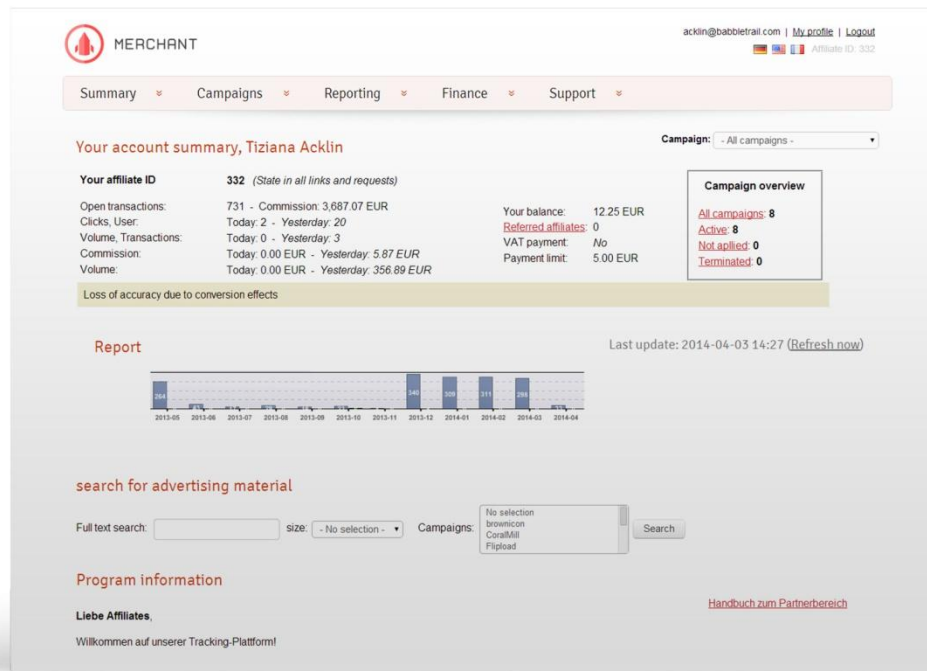


Affiliate Manual

Content:	Summary
	Campaign drop-down
	My Account
	Campaigns
	Reporting
	Finance
	Support

Welcome to your affiliate interface!



What's new?

Multiple campaigns.

One access.

Easy-to-use platform to control and operate your affiliate marketing activities.

Get fast access to all links and ads needed for your marketing strategy. This new interface provides you a bunch of reporting tools. Clickable graphic flash statistics show your development. Follow your accounting and payments in real time. Daily stats even as e-mail keep you up to date.

Have fun and good sales,
Your affiliate support

The affiliate menus

The screenshot shows the QualityClick v5 affiliate dashboard. At the top right, the user's email 'acklin@babbletrail.com' and links for 'My profile' and 'Logout' are visible, along with flags for Germany, France, and the UK, and the text 'Affiliate ID: 332'. A navigation bar contains 'Summary', 'Campaigns', 'Reporting', 'Finance', and 'Support' with dropdown arrows. Below this, the page title is 'Your account summary, Tiziana Acklin'. A 'Campaign:' dropdown menu is set to '- All campaigns -'. The main content area is divided into two columns. The left column lists account metrics: 'Your affiliate ID' (332), 'Open transactions' (731), 'Clicks, User' (Today: 2, Yesterday: 20), 'Volume, Transactions' (Today: 0, Yesterday: 3), 'Commission' (Today: 0.00 EUR, Yesterday: 5.87 EUR), and 'Volume' (Today: 0.00 EUR, Yesterday: 356.89 EUR). The right column shows 'Your balance: 12.25 EUR', 'Referred affiliates: 0', 'VAT payment: No', and 'Payment limit: 5.00 EUR'. A 'Campaign overview' box on the right lists: 'All campaigns: 8', 'Active: 8', 'Not applied: 0', and 'Terminated: 0'. A yellow banner at the bottom reads 'Loss of accuracy due to conversion effects'.

QUALITYCLICK v5

acklin@babbletrail.com | My profile | Logout
Affiliate ID: 332

Summary Campaigns Reporting Finance Support

Your account summary, Tiziana Acklin

Campaign: - All campaigns -

Your affiliate ID	332 (State in all links and requests)
Open transactions:	731 - Commission: 3,687.07 EUR
Clicks, User:	Today: 2 - Yesterday: 20
Volume, Transactions:	Today: 0 - Yesterday: 3
Commission:	Today: 0.00 EUR - Yesterday: 5.87 EUR
Volume:	Today: 0.00 EUR - Yesterday: 356.89 EUR

Your balance:	12.25 EUR
Referred affiliates:	0
VAT payment:	No
Payment limit:	5.00 EUR

Campaign overview

All campaigns: 8
Active: 8
Not applied: 0
Terminated: 0

Loss of accuracy due to conversion effects

Summary

Your overview at the first page after your login.

See key account balances and new information about your program.

Click a month to see graphic stats for every day.

Campaign drop-down

In many reports and statistics you may change the according information to another campaign. Sometimes it's not applicable and the menu shows 'All campaigns'.

Campaign:

- All campaigns -
- brownicon
- cKonto

My account

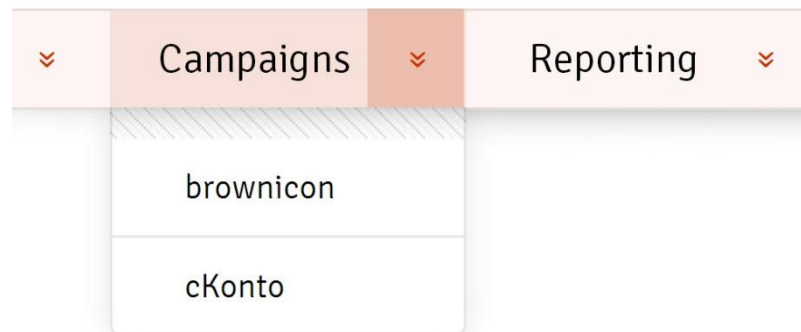
Personal preferences

To keep your payments accurate, it is important to update your information regularly. Please state the following specifications in 'My profile':

- Personal data
- Language
- Automatic E-Mail statistic and info E-mail
- Contact data
- Website Information
- Password
- Tax information
- Bank information

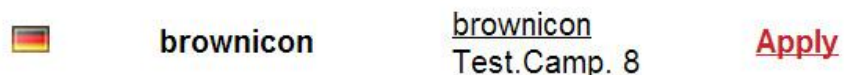
Campaigns

A click on the tab shows your Campaign summary.



To apply to a new campaign, click on the link Application. The campaign will show up in your menu as soon as your affiliate manager approves your application. Generally you will be informed by E-mail, too. For campaign details click a banner or use the menu tab.

Not applied / waiting:



Campaign details

Campaign: MiniLoft

Cookie time in days: 30
Conversion tracking: Yes
Landingpage tracking: No

Clicks: 0 / Views: 0
Open transactions: 0, Commission: 0.00 SEK
Confirmed transactions: 0, Commission: 0.00 SEK [\[Daily stats\]](#) [\[Product stats\]](#) [\[Controlling\]](#)



Provides the following data about the selected campaign:

- Statistic summary with fast access to important figures
- Information about products, commissions and ads
- Program information
- Data about cookie duration, transactions and many more
- Conversion tracking codes

Summary flash statistic

These graphic flash statistics are provided for orientation purposes. For commissions and transaction count you may see figures for every day with a click on a bar. Click on a day takes you back to stats on a monthly basis. Use the mouse over function for stats on a daily basis, in the Unique clicks line and the EPCs (Earnings per Click), to see the exact number for every day.

Commissions & Ads

See how much you earn for each product.

Summary **Commission & ads** Program information Program settings

Commissions (1) [CSV export](#)

Default	5.00%
---------	-------

Deeplink Generator

You can use deep links to advertise specific product pages.

You can also define a subid to evaluate a specific traffic source or sale campaign (max. 255 characters; e.g. &subid=google). The subid will be displayed in the statistics.

Target URL: Sub ID: Link text:

Deeplink-URL

Ads

125x60_1 (125 x 60)

Last update: 2012-09-24

HTML code:

XHTML / HTML

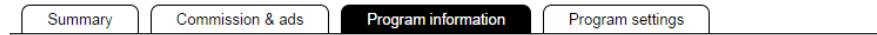
```
<a href="http://www.makemusic.tv/?pid=8#Q17C8"
title="125x60_1"></a>
```

NETslave
Promotion
Software

Choose your ad and copy the source code in your media. Use SubIDs to track your marketing activities. Just attach the parameter "subid" in the link behind "&pid=youraffiliateID" - e.g. "/go.cgi?cpid=1&pid=1001&subid=abcde&..."

You may use up to 255 alphanumeric signs.

Programm Information



Program information

Steigern Sie mit privatem Affiliate Marketing den Erfolg Ihres Online-Vertriebs

Here you'll find detailed information about the campaign, the product and constraints in the use of ads. Please be mindful and follow the provided information.

Conversion-Tracking

Conversion tracking

HTML: (professionals only)

Paste your conversion tracking code (e.g. Google Adwords). Content will be displayed on the last order page together with your tracking code after confirmation by your affiliate manager. Please ensure the code supports SSL (<https://>).

Confirmed: No

Save

Embed your conversion tracking code (e.g. Google AdWords) here. After code approval by your affiliate manager, we will show it together with the tracking code on the last order site.

Hint: In "my account" you may insert a general conversion code, valid for all campaigns without special code.

Maybe not all campaigns support conversion tracking – please ask your affiliate manager.

You may use the following placeholders:

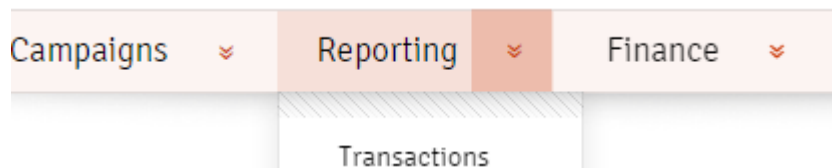
<% tid %> - TransactionID

<% produkt %> - Commission Product

<% umsatz %> - Basket value

Reporting

One click on the header leads to the summary.



Reporting Summary

Shows important key figures from all campaigns side-by-side. Choose the evaluation period and the day the selected action is performed to:
Date of entry – billing – payout – cancellation

In each row the name of the campaign links to the related daily stats and the count of the transactions links to the product stats.

Sort the rows by clicking the on the column header:

- Unique views
- Unique clicks
- Open, Confirmed, Canceled Transactions
- Conversion Rate (CR)
- Open, Confirmed Commission
- eCPA

Report: Campaigns - Period: 23.08.2014 - 22.09.2014

Campaign: [- All campaigns -]

Period: (yyyy-mm-dd) Start: 23.08.2014 End: 22.09.2014 Entry date Show

CSV export

Totals:	10,097	712	64	0	0	0	9.0%	266.27 EUR	0.00 EUR
	Transactions						Commission		
Campaign	Unique views	Unique clicks	Open	Confirmed	Canceled	CR	Open	Confirmed	
eKonto	435	27	2	0	0	7.4%	47.08 EUR	0.00 EUR	
Qualityclick	3,482	267	24	0	0	9.0%	6.25 EUR	0.00 EUR	
myFire	516	41	3	0	0	7.3%	28.64 EUR	0.00 EUR	
Kampagne 12	466	41	4	0	0	9.8%	0.00 EUR	0.00 EUR	
LinkCube	508	27	2	0	0	7.4%	10.00 EUR	0.00 EUR	
Flipload	2,656	178	17	0	0	9.6%	162.55 EUR	0.00 EUR	
brownicon	575	41	4	0	0	9.8%	26.00 DKK	0.00 DKK	
CoralMill	1,459	90	8	0	0	8.9%	10.00 CHF	0.00 CHF	
Totals:	10,097	712	64	0	0	9.0%	266.27 EUR	0.00 EUR	

Flash Report

Last update: 2014-09-22 17:30 ([Refresh now](#))



Transactions

Transaction report to Ruwen Brandstetter (Affiliate ID: 8) Campaign: - All campaigns -

Start: Change date relation for selected period: Instead of entry date use the according date of payment, confirmation or cancellation

End:

Status	Today	This month	Select	Total
Open	(1) 17.90 EUR	(52) 260.43 EUR	(0) 0.00 EUR	(116) 534.59 EUR i
Confirmed	(0) 0.00 EUR	(0) 0.00 EUR	(0) 0.00 EUR	(1) 3.60 EUR i
Paid	(0) 0.00 EUR	(0) 0.00 EUR	(0) 0.00 EUR	(0) 0.00 EUR i
Canceled	(0) 0.00 EUR	(0) 0.00 EUR	(0) 0.00 EUR	(0) 0.00 EUR i

Transactions splits into rows open, confirmed, canceled and paid transactions. For each type daily and monthly commissions are shown as well as for the selected period and the total amount. The transaction types link to the related listings, the link below the table leads to the complete list of transactions.

Export transactions (CSV) generates a file with transactions of the specified period or with all transactions. The following URL enable the export in other software and the adjustment of parameters. The same may be done for the daily stats with the next link and URL.

Daily stats

Daily stats - Period: 2014-08-01 - 2014-09-22 Campaign: - All campaigns -

product group: Period: (yyyy-mm-dd) Start: End: [CSV export](#)

Transactions - Status: Open Confirmed Paid Canceled

Totals:	17,784	1,255	117	~ 12,229.28 EUR	~ 484.94 EUR	0 0.39 EUR	0 9.32%
Loss of accuracy due to conversion effects							
Date	Unique views	Unique clicks	Transactions	Volume	Commission	EPC	CR
01.08.2014	318	20	4	466.61 EUR	14.00 EUR	0.70 EUR	20.00%
02.08.2014	212	8	0	0.00 EUR	0.00 EUR	0.00 EUR	0.00%
03.08.2014	428	33	4	502.80 EUR	23.88 EUR	0.72 EUR	12.12%
04.08.2014	798	74	7	549.14 EUR	10.72 EUR	0.14 EUR	9.46%
05.08.2014	369	33	3	78.39 EUR	6.29 EUR	0.19 EUR	9.09%
06.08.2014	317	18	3	185.87 EUR	10.10 EUR	0.56 EUR	16.67%
07.08.2014	212	6	2	254.90 EUR	10.77 EUR	1.80 EUR	33.33%
08.08.2014	151	5	0	0.00 EUR	0.00 EUR	0.00 EUR	0.00%
09.08.2014	266	24	4	457.66 EUR	0.00 EUR	0.00 EUR	4.76%

Daily stats shows important key figures for each day in table form:

- Unique views
- Unique clicks
- Transactions
- Volume
- Commission
- Earnings per Click (EPC)
- Conversion rate (CR)

The totals row contains the mean values for each column.

Product stats

Product stats - Period: 2014-08-23 - 2014-09-22

Campaign: - All campaigns -

Sub ID:

Period: (yyyy-mm-dd) Start: End:

Transactions / Status: Open Confirmed Paid Canceled

Show inactive products

Report

Campaign	Product	Transactions	Volume	Commission	Clicks	Views
cKonto	Sale	2	313.90 EUR	47.08 EUR	27	435
Flipload	Sale	1	204.95 EUR	20.50 EUR	25	451
brownicon		4	530.80 DKK	26.00 DKK	41	575
myFire		3	381.85 EUR	28.64 EUR	41	516
LinkCube	tkp	2	283.90 EUR	10.00 EUR	27	508
Flipload		13	1,418.35 EUR	141.90 EUR	122	1,829
CorallMill		4	459.80 CHF	10.00 CHF	54	820
Qualityclick		10	1,256.50 EUR	6.25 EUR	173	2,163
Flipload	CLICK LEAD	3	348.85 EUR	0.15 EUR	31	376
CorallMill	Sale	4	342.80 CHF	0.00 CHF	36	639
Kampagne 12		4	516.80 EUR	0.00 EUR	41	466
Qualityclick	Blank	14	1,674.30 EUR	0.00 EUR	94	1,319
Total:		64	7,134.20 EUR	266.27 EUR		

Shows the distribution of volume and commission to each product.

The statistic may also be limited to a campaign by selecting one in the drop down menu and also offers an evaluation by SubID.

Did you know?

If you use SubIDs, you may control the success of single ad channels.

Example: Add the parameter „&subid=123“ to the ad links for the SubID 123.

Controlling

Controlling

Campaign: - All campaigns -

product group: All groups 2014 Change

Loss of accuracy due to conversion effects

	1	2	3	4	5	6	7	8	9	10	11	12	13	14	15	16	17	18	19	20	21	22	23	24	25	26	27	28	29	30	31	Sum		
09/14	Mon	Tue	Wed	Fri	Sat	Sun	Mon	Wed	Thu	Fri	Sat	Sun	Mon	Wed	Fri	Sun	Mon	Wed	Fri	Sun	Mon	Tue	Wed	Thu	Fri	Sat	Sun	Mon	Tue	Wed	Thu	0.00%	0.00 EUR	
	2	2	1	1	1	1	2	6	8	9	10	2	2	1	1	2	1	1	2	1	2	1	6	17	0	0	0	0	0	0	0	0	0	52
	2	0	5	0	0	0	20	30	49	61	5	36	5	0	0	0	0	0	0	6	17	0	0	0	0	0	0	0	0	0	0	242.25 EUR		
	0	0	0	0	0	0	0	0	0	0	0	0	0	0	0	0	0	0	0	0	0	0	0	0	0	0	0	0	0	0	0	0		
08/14	Fri	Sun	Mon	Tue	Wed	Thu	Sat	Sun	Mon	Tue	Wed	Thu	Fri	Mon	Fri	Sat	Mon	Tue	Wed	Thu	Sun	Tue	Wed	Thu	Fri	Sat	Sun	Mon	Tue	Wed	Thu	1.54%	3.60 EUR	
	4	4	6	3	3	2	1	2	8	4	2	3	5	4	1	1	1	7	2	1	1	1	7	2	1	1	1	1	1	1	1	64		
	14	23	7	6	10	10	16	31	21	13	28	21	0	0	0	0	13	3	0	0	0	0	0	0	0	0	0	0	0	0	0	239.09 EUR		
	0	0	0	0	0	0	0	0	0	0	0	0	0	0	0	0	0	0	0	0	0	0	0	0	0	0	0	0	0	0	0	0		
07/14	Wed	Thu	Sat	Sun	Tue	Fri	Tue	Wed	Thu	Fri	Sat	Sun	Mon	Tue	Wed	Thu	Fri	Sun	Mon	Tue	Wed	Thu	Fri	Sat	Sun	Mon	Tue	Wed	Thu	0.00%	0.00 EUR			
	1	1	5	1	1	1	3	3	7	3	3	1	1	2	3	1	2	6	3	6	1	2	25	0	38	2	25	0	0	0	0	268.15 EUR		
	5	12	12	7	7	1	24	63	24	20	0	0	0	1	12	25	0	38	2	25	0	0	0	0	0	0	0	0	0	0	0			
	0	0	0	0	0	0	0	0	0	0	0	0	0	0	0	0	0	0	0	0	0	0	0	0	0	0	0	0	0	0	0			
06/14	Mon	Tue	Wed	Thu	Fri	Tue	Wed	Fri	Sun	Tue	Wed	Thu	Fri	Sat	Mon	Tue	Thu	Fri	Sat	Mon	Tue	Thu	Fri	Sat	Mon	Tue	Thu	Fri	Sat	Mon	Tue	0.00%	0.00 EUR	
	0	0	0	0	0	0	0	0	0	0	0	0	0	0	0	0	0	0	0	0	0	0	0	0	0	0	0	0	0	0	0	0		

Offers a detailed summary of the trend of your activities.
Each row represents a month with the current month on top.

Each cell in a row represents a day with up to 7 figures:

- Views (if View tracking is enabled)
- Clicks
- Count of confirmed transactions with this entry date
- Commission of confirmed transaction in €
- Count of open transactions with this entry date
- Commission of open transaction in €
- Cancelled transactions

No entry is equal to a zero.

The last cell of a row contains the sums for the month.

The first cell of each row contains the month and two figures in percent:

- The first represents the part of confirmed transactions in percent of this month
- The latter represents the part of cancelled transactions in percent of this month

Referer Stats

Referer stats for period 2014-09-22 - 2014-09-22

Campaign: - All campaigns -

Period: Start 2014-09-22 End 2014-09-22

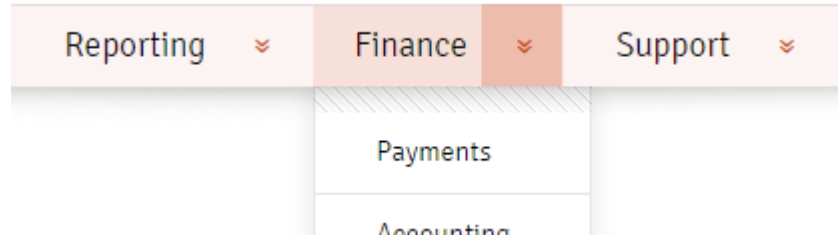
Entries per page: 50 Ok Download

Views	Clicks	Referral Uri

Shows the ranking of your best Referrer-URLs.

Limit this list further by selecting a campaign in the drop down menu.

Finance



Payments

Shows the payments of commissions, including VAT and possible fees.

The Credit No. links to the appropriate credit note in PDF.

The List may be sorted by clicking the appropriate column headers. A second click changes the sort direction from ascending to descending.

The Order ID links to the respective transaction.

[MiniLoft](#) » Payments (Total: 0) Campaign:

Entries per page:

Date	Campaign	Credit no.	Net commission	Referral sales	VAT	Total	Paid	Comment	Net charge
------	----------	------------	----------------	----------------	-----	-------	------	---------	------------

Accounting

Leads you to your statement of account and lists all confirmed Transactions as well as manual credit and charge entries.

Detailed account information Campaign:

Start: End: Posting text-Search: Entries per page:

Date	Posting text	Amount	Order ID	Product	Campaign	Referred	Paid
2014-08-04	Transaktion vom 04.08.14	3.60 EUR	9942086716873846435871		Flipload		

File Upload

Upload document (personal ID)

For payments, please upload a copy of your personal ID (filetypes: jpg png gif tif pdf zip)

There is no data available

* Upload: Keine ausgewählt

Enables you to upload your documents as image file (e.g. ID card, VAT certificate etc.).

Support Get in touch with your affiliate manager via the contact form. He will help you gladly if any questions may arise.

Logout Terminates your session. To access the system anew please proceed to to login and enter your credentials.